

































LEGEND

-  ELECTRICAL SERVICES SWITCHBOARD.
-  SWITCHBOARD / CONTROL PANEL NOT PROVIDED AS PART OF THE ELECTRICAL SUBCONTRACT.
-  SINGLE POWER OUTLET.
-  DOUBLE POWER OUTLET.
-  SIGNAGE CONNECTION.
-  SINGLE PHASE ISOLATOR.
-  THREE PHASE ISOLATOR.
-  CONDUIT ROUTE.
-  HAND DRYER CONNECTION.
-  LIGHTING CONTROL SWITCHPANEL, TYPE x.
-  LIGHTING PROXIMITY DETECTOR SWITCH.
-  ONE WAY LIGHT SWITCH.
-  TWO-WAY LIGHT SWITCH.
-  CIRCUIT LINE.
-  SWITCH LINE.
-  POWER CIRCUIT DESIGNATION. DENOTES DB AND CIRCUIT.
-  LIGHTING CONTROL CHANNEL REFERENCE.
-  ELECTRICAL EQUIPMENT AS NOTED.
-  REFER TO DETAIL NOTED FOR THE AREA SHOWN HATCHED. ADDITIONAL OUTLETS & FITTINGS MAY BE SHOWN ON DETAIL.
-  FIRE INDICATOR PANEL.
-  FIRE ALARM AUTO DOOR INTERFACE.
-  MC: RGB MASTER CONTROLLER.
-  SC: RGB SLAVE CONTROLLER.
-  Sx: LED JOINERY / CEILING STRIP LIGHT, TYPE AS NOTED.
-  E1: GENERAL CEILING RECESSED LED EMERGENCY LIGHT, WHITE.
-  EX: EMERGENCY LED EXIT LIGHT, WHITE.

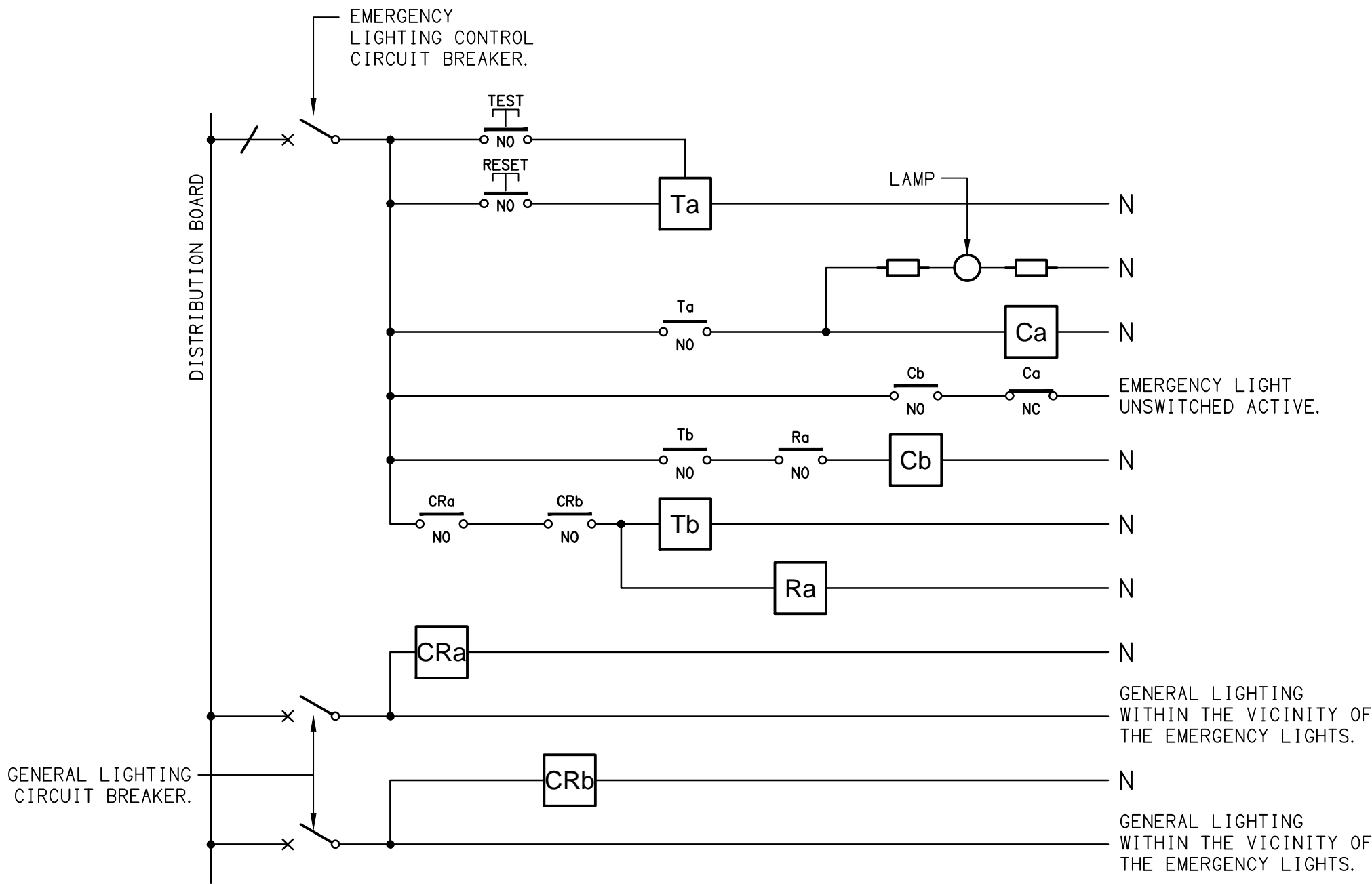
-  PD01: 1000 LONG THREE LAMP DECORATIVE PENDANT.
-  PD02: DECORATIVE SUSPENDED PENDANT.
-  PDE1: RELOCATED EXISTING SIX LAMP PENDANT FITTING.
-  PDE2: EXISTING PENDANT WITH REPLACEMENT LAMP.
-  PDE3: EXISTING PENDANT WITH REPLACEMENT LAMP.
-  RD01: EXISTING FITTING REPLACED WITH RECESSED DOWNLIGHT, WHITE.
-  RD02: EXISTING FITTING REPLACED WITH RECESSED DOWNLIGHT, BLACK.
-  RD03: EXISTING FITTING REPLACED WITH RECESSED DOWNLIGHT, WHITE.
-  RD04: EXISTING FITTING REPLACED WITH RECESSED DOWNLIGHT, BLACK.
-  RD05: EXISTING FITTING REPLACED WITH RECESSED DOWNLIGHT, BLACK.
-  SL01: DECORATIVE SURFACE MOUNTED FITTING.
-  SL02: DECORATIVE SURFACE MOUNTED FITTING.
-  SL03: EXISTING SURFACE BATTEN.
-  WL01: DECORATIVE WALL LIGHT.
-  WL02: DECORATIVE WALL LIGHT.

LEGEND

-  L1: EXISTING POLE LIGHT TO BE REPLACED WITH NEW.
-  L2: EXISTING 2 LAMP POLE LIGHT TO BE REPLACED WITH NEW.
-  L3: EXISTING 4 LAMP POLE LIGHT TO BE REPLACED WITH NEW.
-  L4: NEW RECESSED DOWNLIGHT.
-  L5: EXISTING SURFACE BATTEN TO BE RELOCATED AS INDICATED.
-  REMOVE EXISTING LIGHT FITTING TO BE REMOVED.

EQUIPMENT:

- TEST – TEST PUSH BUTTON MOUNTED ON THE DISTRIBUTION BOARD ESCUTCHEON.
- RESET – RESET PUSH BUTTON MOUNTED ON THE DISTRIBUTION BOARD ESCUTCHEON.
- LAMP – AMBER TEST INDICATING LAMP MOUNTED ON THE DISTRIBUTION BOARD ESCUTCHEON.
- Ta – ADJUSTABLE 0-3 HOUR TIMED RELAY.
- Tb – 15 MINUTE RUN-ON TIMER TO OPERATE UPON THE RETURN OF MAINS POWER.
- Cx – CONTACTOR x.
- CRx – CONTROL RELAY x.
- Rx – RELAY x.



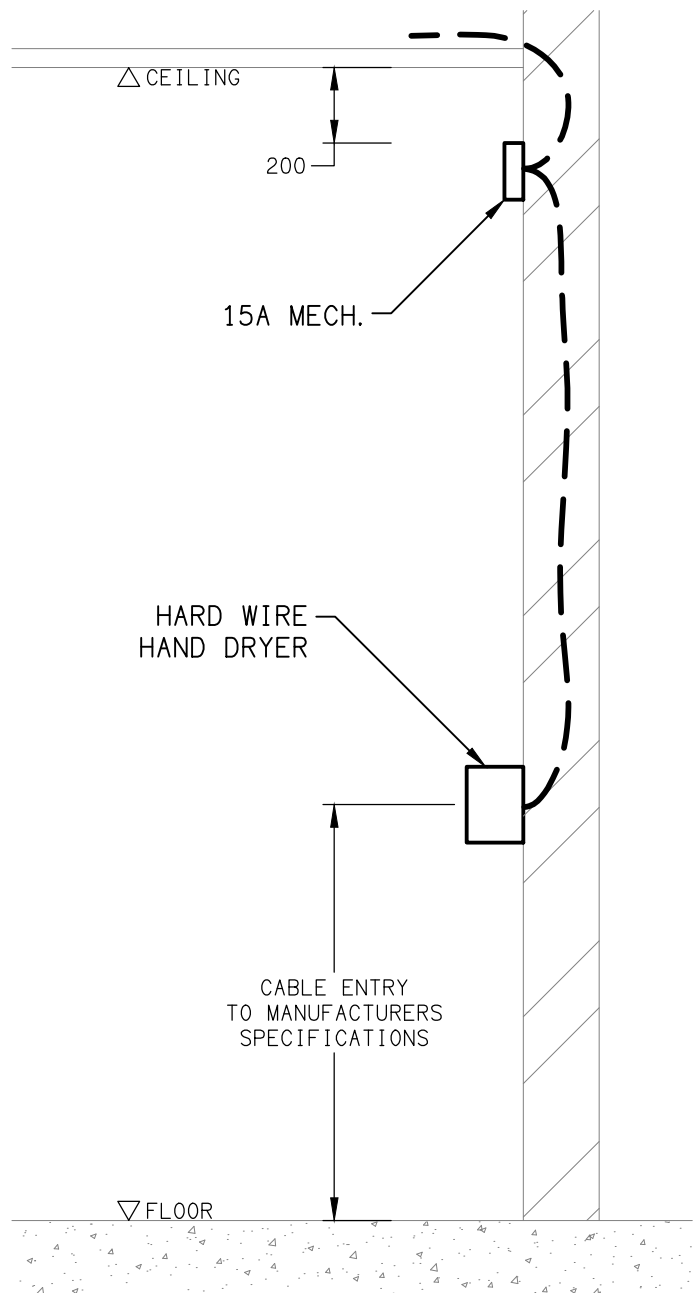
NOTES

1. THE EMERGENCY LIGHT UNSWITCHED ACTIVE / GENERAL LIGHTING SWITCHED ACTIVE CIRCUIT ARRANGEMENT AND CONTROL IS TYPICAL FOR ALL CIRCUITS SUPPLYING EMERGENCY LIGHTS.
2. PROVIDE ADDITIONAL CONTROL RELAYS (CRx) CONFIGURED AS PER CRa AND CRb FOR ALL ADDITIONAL LIGHTING CIRCUITS THAT SUPPLY LIGHTS IN THE VICINITY OF THE EMERGENCY LIGHTS.

SCHEMATIC

EMERGENCY LIGHTING

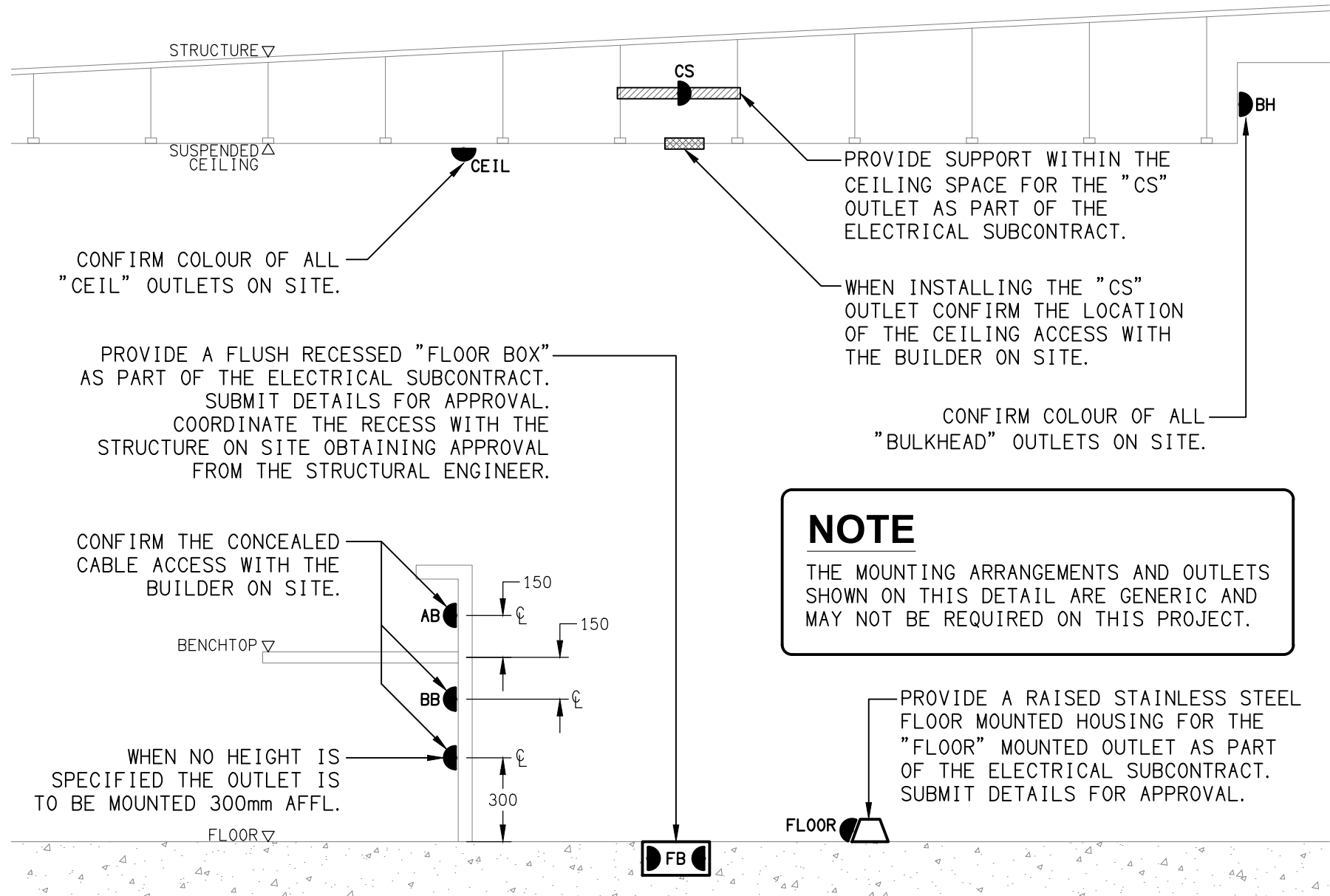
NOT TO SCALE



DETAIL

HAND DRYER CONNECTION

NOT TO SCALE



DETAIL

TYPICAL OUTLET MOUNTINGS

NOT TO SCALE

THE COPYRIGHT OF THIS DRAWING REMAINS THE PROPERTY OF THE ELECTRICAL DESIGN GROUP.

USE FIGURED DIMENSIONS IN PREFERENCE TO SCALE.

ALL DIMENSIONS TO BE VERIFIED ONSITE.

B	TENDER	03/11/2025
REV:	DESCRIPTION:	DATE:

ELECTRICAL DESIGN GROUP

ELECTRICAL BUILDING SERVICES CONSULTANTS

BRISBANE: P.O. Box 15 Sherwood Qld 4075
Phone: (07) 3278 4375
Email: brisbane@edg.net.au
Web: www.edg.net.au

ELECTRICAL DESIGN GROUP BRISBANE PTY LTD
ACN 092 710 793

TRADING AS:
ELECTRICAL DESIGN
GROUP

PROJECT:

KENSINGTON TAVERN

SITE ADDRESS:

25 JULIE STREET, CRESTMEAD
QUEENSLAND

SCALE: SHEET SIZE:

NOT TO SCALE AT A1

DRAWING TITLE:

ELECTRICAL SERVICES
LEGEND & DETAILS

PROJECT NO: DRAWING NO: REVISION:

C3638a E01 B